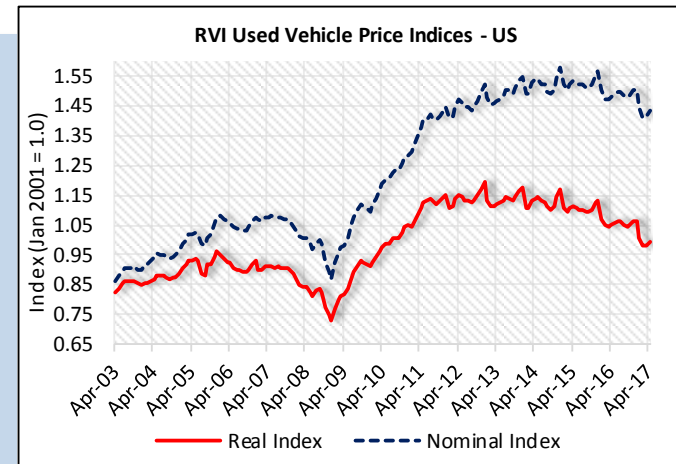




Used car prices increased in April.

The RVI Used Vehicle Price Index (Real) increased from March to April by 1.5%. However, when compared to April of 2016, prices were down by 5.3%.

Our Used Vehicle Price Index (Nominal) increased by 1.6% in April when compared to March. When compared to April of 2016, the index fell by 2.9%.



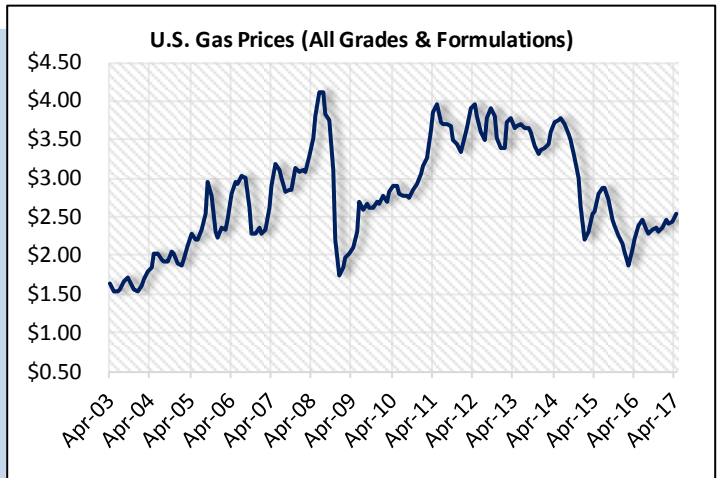
Used car prices for almost all segments are down on a year-over-year basis.

Used car prices for Full-Size Pickups increased slightly while Small Sedans continue to decline on year-over-year basis.

RVI_SEGMENT	RVI USED VEHICLE PRICE INDEX-REAL			% Change from	
	Apr-17	Mar-17	Apr-16	M-to-M	Y-to-Y
SMALL SEDAN	0.945	0.936	1.021	0.9%	-7.5%
FULL-SIZE SEDAN	0.904	0.891	0.975	1.5%	-7.3%
MID-SIZE SUV	1.132	1.100	1.217	2.9%	-7.0%
LUXURY SMALL SEDAN	0.892	0.874	0.959	2.1%	-6.9%
COMPACT	0.892	0.885	0.957	0.8%	-6.7%
SUB-COMPACT	1.218	1.204	1.305	1.1%	-6.7%
MID-SIZE SEDAN	0.936	0.927	1.001	0.9%	-6.5%
FULL-SIZE SUV	0.963	0.944	1.024	2.0%	-6.0%
SMALL SUV	0.915	0.910	0.971	0.5%	-5.8%
FULL-SIZE VAN	0.935	0.929	0.993	0.6%	-5.8%
LUXURY SUV	1.045	1.040	1.108	0.5%	-5.7%
SPORTY COUPE	0.957	0.939	1.015	2.0%	-5.7%
LUXURY MID-SIZE SEDAN	0.911	0.898	0.956	1.4%	-4.7%
MINIVAN	1.031	1.027	1.072	0.4%	-3.8%
SPORTS CAR	0.876	0.878	0.908	-0.2%	-3.5%
LUXURY FULL-SIZE SEDAN	0.980	0.966	1.006	1.5%	-2.5%
LUXURY COUPE	1.013	1.016	1.035	-0.3%	-2.1%
SMALL PICKUP	1.348	1.321	1.356	2.0%	-0.6%
FULL-SIZE PICKUP	1.031	1.008	1.027	2.3%	0.5%
Total	0.995	0.980	1.050	1.5%	-5.3%

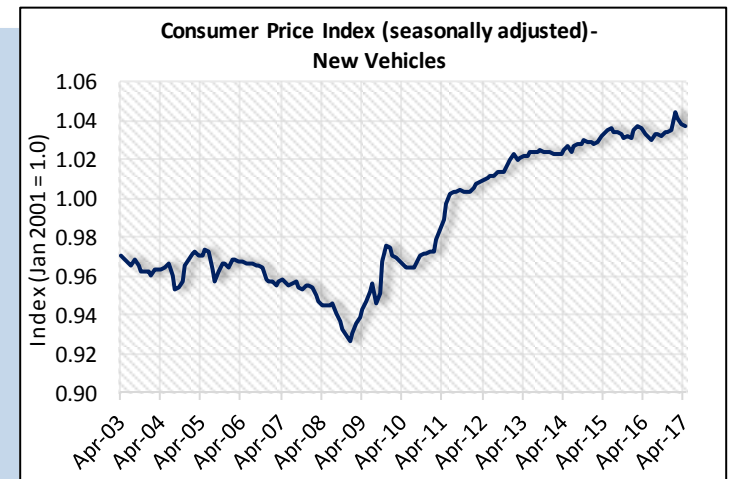
Gas prices increased in April to \$2.53/gal from \$2.44/gal in March.

In April, gas prices increased by 3.7% from the previous month. On a year-over-year basis, prices were up by 14.1%.



On a year-over-year basis, new vehicle prices increased by 0.35% in April.

New vehicle prices (transaction prices), on a seasonally adjusted basis, decreased by 0.2% from March to April.



RVI Used Vehicle Price Index - Our index (January 2001 = 1.0) measures the wholesale values of used cars (2-5 yr-old vehicles) adjusted for mileage, mix, and seasonality.

Sources: Bureau of Labor Statistics, US Department of Energy

Rene Abdalah
(203)975-2147
rabdalah@rvigroup.com

Wayne Westring
(203)975-2150
wwestring@rvigroup.com

Julio Franco
(203)975-2152
jfranco@rvigroup.com